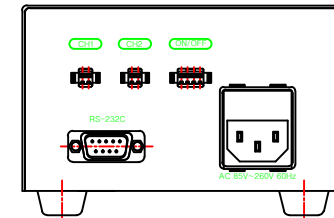
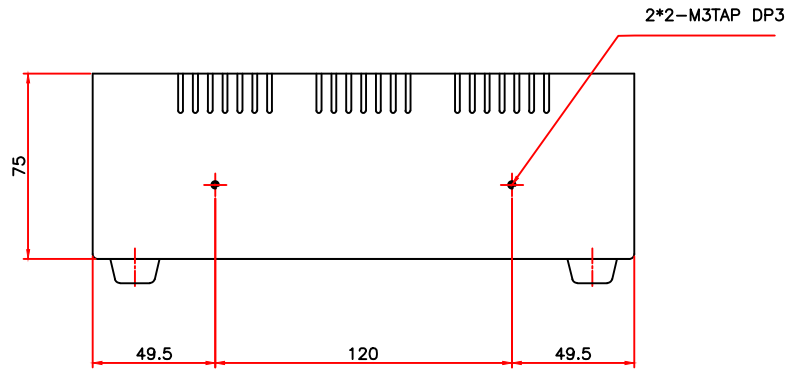
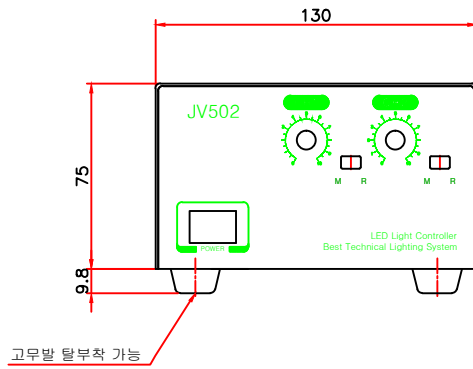
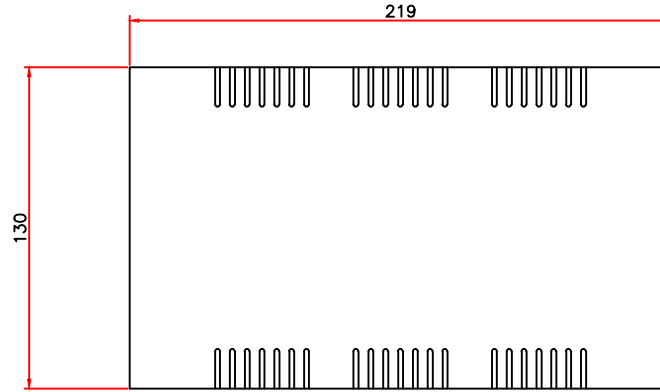


2CH CONTROLLER JV502



CLASS OF FINISH		GENERAL TOL.(MACHINE)		△	REVISION				DATE	DRAWN	CHECK	APPROVE
~	-	NOMINAL DIM.(MM)	TOL.	NO.	UNIT	MM	DRAWN	DESIGN	CHECK	APPROVE	ASS'Y DWG NO.	
▽	50 S	OVER 0.5	UNDER 6	±0.1	SCALE	1/1	K.K.LEE				TITLE.	
▽▽	12.5 S	6	30	±0.2	DATE	16.06.22					(JV502)	
▽▽▽	3.2 S	30	120	±0.3							LED CONTROLLER	
▽▽▽▽	0.8 S	120	315	±0.5							DWG. NO.	
		315	1000	±0.8							REV.	
		1000	2000	±1.2								
		OVER 2000		±1.5								