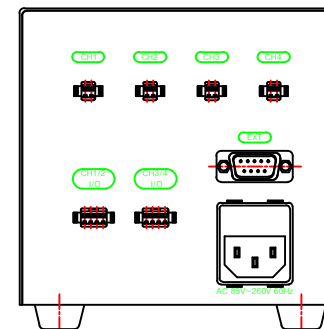
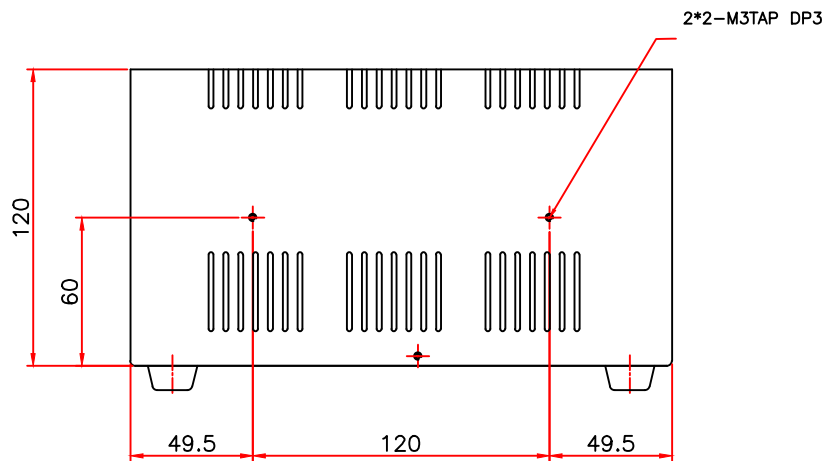
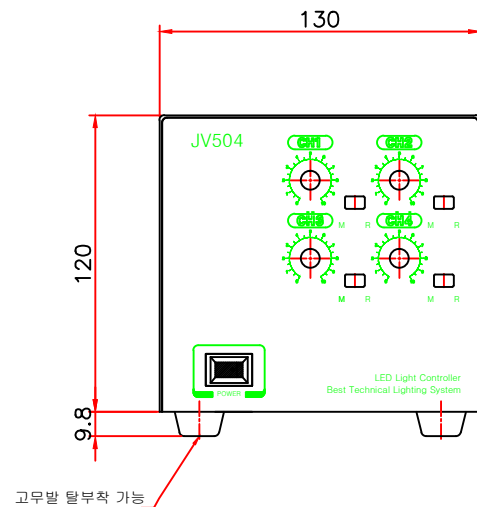
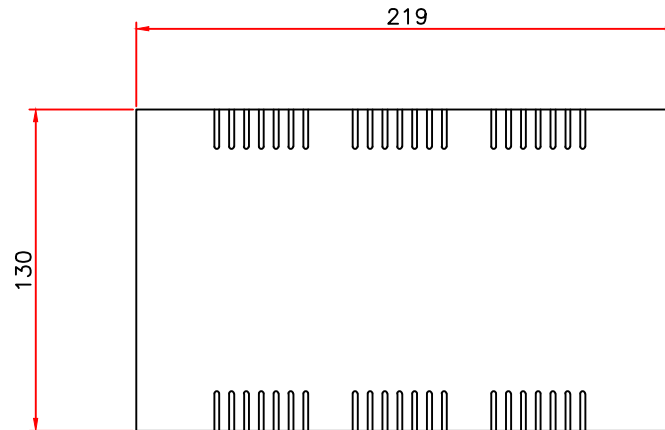


4CH CONTROLLER JV504



CLASS OF FINISH	GENERAL TOL.(MACHINE)			△ NO.	REVISION					DATE	DRAWN	CHECK	APPROVE
	NOMINAL DIM.(MM)	TOL.			UNIT	MM	DRAWN	DESIGN	CHECK				
~	-				SCALE	1/1	K.K.LEE			ASS'Y DWG NO.			
▽	50 S	OVER 0.5	UNDER 6	±0.1	DATE	16.06.22				TITLE. (JV504)			
▽▽	12.5 S	6	30	±0.2									
▽▽▽	3.2 S	30	120	±0.3									
▽▽▽▽	0.8 S	120	315	±0.5									
		315	1000	±0.8									
		1000	2000	±1.2									
		OVER 2000		±1.5									
										DWG. NO.		REV.	